

Model : GP605

GP555

Ref. No. : FF-T01-K1-000049-01

Date : April 21, 2000

© Canon (UK) Limited

**Location** : ADF FEEDER ASSEMBLY

**Subject** : PREVENTION OF DAMAGE TO THE BELT GUIDE.

**Reason** : A reinforcing plate was added to the belt guide in order to prevent damage when performing book copying because there were cases of damage to the belt guide when copying thick books.

**Details** : <Symptom>

Cases of damage to the inner belt guide when copying thick books.

<Cause>

There were cases of damage due to overload when the ADF was closed in instances where a thick book document was set in such a way that the back moved into a 37mm gap in the stay which holds the belt guide.

<Factory Measures>

Addition of a Belt guide reinforcement plate to the belt guide in the stay gap so that it will not be damaged even if the back of a book bumps into it.

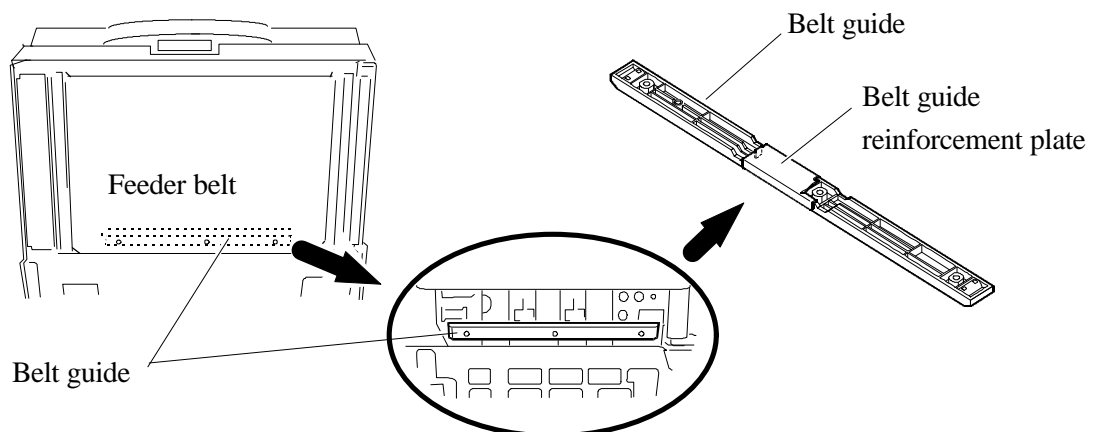


Fig. 1

**Servicing** : Add a Belt guide reinforcement plate when the previously mentioned symptom occurs, or in order to prevent damage before it occurs.

1. Shift the conveyor belt following steps 1) - 5) in CHAPTER 3-IV- 1. “Removing the Feeding Belt” on page 3-30 of the Service Manual (FY8-13FE-000).
2. Remove the 3 screws and remove the belt guide.

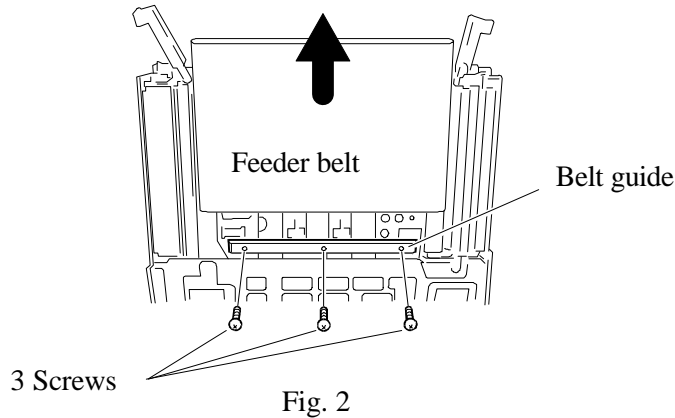


Fig. 2

3. Attach the Belt guide reinforcement plate (FB4-8069-000) as shown in Fig. 3.

*Note) Take care to position the reinforcing plate correctly.*

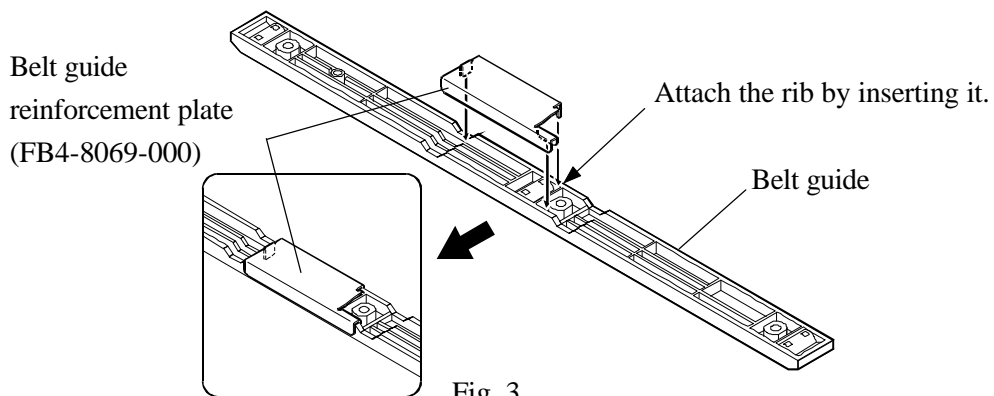


Fig. 3

4. Attach the belt guide and assemble the ADF.

**Service Parts**

No.	Description		Part number	Q'ty	Stock	Inter-change-ability	PC. ----- Stock date
1	Old					↓ ↑	P11
	New	PLATE, BELT GUIDE REINFORCEMENT	FB4-8069-000	0→1	D	↑ ↓	In stock

**Affected machines:**

- A/INCH SIZE            YC22064 and later
- A SIZE                    To be communicated as soon as identified.
- AB/INCH SIZE        YE00918 and later
- GSN                        GY07060 and later